

• TURCITE-B guide way

3 TURCITE-B design on the head stock provides the maximum performance on accuracy
 耐磨片滑軌設計頭部三滑軌及耐磨片設計，使加工精度得到最大的保障



• Rigidity construction

Enforced rib construction for the column ensures the stability during
 剛性結構設計立柱加強肋設計提供最高的加工穩定度


• T-slot Table Design

T-slot table design can easily fix the component fixture
 雙T型槽工作台設計使加工之固定及夾治具更加簡單



• Cable Carrier

All cables protected by cable carrier with other parts
 所有電纜皆由保護槽保護並隨加工之方向運動完全不會產生誤動之情形



• Heat Exchanger

CE certified components with heat exchanger remove the heat efficiently
 CE認證電子零件及熱交換器的安裝可電氣箱之熱源有效的排除



• Pressure-Detect Lubrication

Central lubrication system provides the evenly during
 中央控制潤滑系統提供平均適量的潤滑油，使滑軌及滾珠導螺桿得到均衡的潤滑

• Transmission system

provide the best transmission quality
 C3級滾珠導螺桿及高效率的伺服馬達提供最佳的傳動品質

• Cooling system

Big volume coolant tank provides the coolant sufficiently during machining
 大水箱容量設計提供充足的加工冷卻效果



• Work lamp

Standard work lamp ensures the operation without any mistake.
 標準工作燈使各種操作減少誤動的機率

• Hydraulic balance

Twin hydraulic balance design provides the best balance during
 雙油壓平衡配重提供足夠的平衡效果，使精密加工更加準確

Performance with Rigidity & Stability

- 1) Adopting FANUC or MITSUBISHI absolute value CNC system, easy to restart without zero return operation. Random operation all the time with accuracy.
- 2) Servo motor with rapid traverse 0~6000mm/min installed, stable operation while reducing the manual mistake.
- 3) 4th Axis (A axis) installed to overcome all direction machining. The best feature is the guiding sleeve can be touched the portion of work piece while reducing the manual mistake the accuracy of the operation.
- 4) Spindle servo motor AC5.5 KW with independent gear ratio design enlarging the torque of the motor to the maximum. It provides the drilling capacity from $\varnothing 3$ - $\varnothing 32$ mm within the spindle speed 50-6,000rpm (15,000rpm-option).

CNC 深孔加工機功能特性

- 1) 採用發那科或三菱CNC絕對值系統，操作簡易，開機就能立即加工，省去一般CNC關機後必須重新歸原點的困擾，一般深孔機在鑽孔軸歸HOME時，刀套必須先脫離導套再重置，絕對值系統沒有這種困擾無論在任何狀態下停止加工，皆可隨意加工作不失其準確性。
- 2) 軸向伺服馬達進給速度0~6000mm/min，進給平穩定位正確，減少人力負擔及人為疏忽，確保工作品質。
- 3) 輔助加工軸(第四軸“A軸”)本機器為了解決一般深孔加工機無法克服加工上的盲點，所特別設計的第四軸其最大功能就在任何平面上鑽頭導套都能頂住加工部位，尤其是在鑽凹凸面或鑽斜度加工時更能正確、迅速的找到加工定位起點，真正實現少量多樣自動化加工方式，減少人為操作誤差及加工前置時間。
- 4) CNC伺服器主軸馬達，AC5.5kw經過獨立的齒輪比，將主軸馬力發揮到最大極限，主軸轉速範圍50~6000rpm (15000-option)發揮在鑽孔直徑 $\varnothing 3$ - $\varnothing 32$ 範圍內，不會因為加工材質因素轉速變化而降低加工能力。



- Optional:
1. Chip Collection Bag
 2. Diamond Wheel
 3. Strength Guide Bush
 4. Edge Finder
 5. Rotary Connector
 6. Guide Bush Of Edge Finder
 7. Bearing
 8. Plastic Guide Bush
 9. Rubber Guide Bush
 10. Guide Bush Of Drill Head

- 附件:
1. 脫油袋
 2. 鑽石砂輪片
 3. 加長型導套
 4. 尋邊器
 5. 旋轉接頭
 6. 尋邊器導套
 7. 軸承
 8. 塑膠導套
 9. 橡膠導套
 10. 鑽頭導套



• Supporting Bracket

Long drill supporting bracket ensures the best quality for deep hole drilling Quality.
一體式鑄件鑽孔支撐座設計，可提高深孔加工時之可靠度及穩定度

• Telescopic cover

The telescopic cover protects the guide way against the oil, coolant and dust.
滑軌驅動防塵罩設計提供滑軌最佳的防護效果，使油、水、灰塵能阻擋於外提升零件之壽命



MITSUBISHI-Operation Window
三菱-操作視窗



FANUC-Operation Window
發那科-操作視窗

MACHINE SPECIFICATION

Model 機型	GD-600H/NC
Working Range 加工範圍	
Hole Dia. 鑽孔孔徑	Ø4-Ø20
Max. Depth 鑽孔最大深度	800mm
Work table area 工作台面積	600x1000mm
T-slots T型槽 (寬x優x距)	18x8x150
Max. Loading capacity 工作台最大載重	500kg
Travel 行程	
Table (L/R) 工作台 左、右 (X axis X軸)	600mm
Spindle Up/Down 主軸上下 (Y axis Y軸)	300mm
Front/Rear Feeding 前後進刀 (Z axis Z軸)	800mm
X axis Ball screw for feeds X軸進給滾珠螺桿	Ø40(C3)
Y axis Ball screw for feeds Y軸進給滾珠螺桿	Ø40(C3)
Z axis Ball screw for feeds Z軸進給滾珠螺桿	Ø40(C3)
Controller & Powers 控制器與動力	
Spindle Motor 主軸馬達	α 3/3.7kw AC Servo Spindle motor AC 主軸系統3.7kw
X axis Motor X軸馬達	α 8/1.6kw AC Servo AC伺服2.0kw
Y axis Motor Y軸馬達	α 12/3.0kw AC Servo AC伺服3.5kw (with brake 附煞車)
Z axis Motor Z軸馬達	α 8/1.6kw AC Servo Spindle motor AC伺服2.0kw
Controller System 控制器系統	發那科Fanuc三菱Mitsubishi CNC 絕對系統 Absolute System
Rapid Traverse 押送	
Working Range 加工速度範圍	1-5000mm/min
Rapid Traverse 快速押送	1-6000mm/min
Other powers 其他動力	
High pressure capacity 高壓出水量	33L/min motor 馬達 7.5HP (Max. Pressure 最高壓力 100kg/cm ²)
Oil cooler cooling capacity 油冷卻機冷卻能力	7500-9000 kcal/hr
Chip Conveyor Motor 排屑機馬達	0.2 KW
Cutting oil percolation Motor 切削油過濾馬達	3/4HP
Machine dimensions 機械尺寸	3000x1500x2000
Machine Net Weight 機械淨重	3000kg

*All details subject to change without prior notification.



MACHINE SPECIFICATION

Model 機型	GD-1200H/NC
Working Range 加工範圍	
Hole Dia. 鑽孔孔徑	Ø3-Ø32
Max. Depth 鑽孔最大深度	1000mm
Work table area 工作台面積	800x1400mm
T-slots T型槽(寬x高x距)	18x8x160
Max. Loading capacity 工作台最大載重	5000kg
Travel 行程	
Table (L/R) 工作台 左、右(X axis X軸)	1200mm
Spindle Up/Down 主軸上下(Y axis Y軸)	800mm
Front/Rear Feeding 輔助加工軸(Z axis Z軸)	300mm
4 th axis (A Axis) 前後進刀(A軸)	1200mm
X axis Ball screw for feeds X軸進給滾珠螺桿	Ø50(C3)
Y axis Ball screw for feeds Y軸進給滾珠螺桿	Ø50(C3)
Z axis Ball screw for feeds Z軸進給滾珠螺桿	Ø50(C3)
A axis Ball screw for feeds A軸進給滾珠螺桿	Ø40(C3)
Controller & Powers 控制器&動力	
Spindle Motor 主軸馬達	α6/5.5kw AC Servo Spindle motor AC 主軸系統5.5kw(6000rpm)
X axis Motor X軸馬達	α22/4.0kw AC Servo AC伺服3.5kw
Y axis Motor Y軸馬達	α22/4.0kw AC Servo AC伺服3.5kw(with brake 制煞車)
Z axis Motor Z軸馬達	α22/4.0kw AC Servo AC伺服2.0kw
A axis Motor A軸馬達	α12/3.0kw AC Servo Spindle motor AC伺服2.0kw
Controller system 控制器系統	發那科Fanuc三菱Mitsubishi CNC 絕對系統 Absolute System
Rapid Traverse 押送	
Working Range 加工速度範圍	1-5000mm
Rapid Traverse 快速押送	1-6000mm
Other powers 其他動力	
High pressure capacity 高壓出水量	19L/min motor 馬達5HP (Max. Pressure最高壓力100kg/cm ²)
Low pressure capacity 低壓出水量	61L/min motor 馬達7 1/2HP (Max. Pressure最高壓力15-35kg/cm ²)
Oil cooler cooling capacity 油冷卻機冷卻能力	7500-9000 kcal/hr
Chip conveyor motor 排屑機馬達	0.2kw
Cutting oil percolation Motor 切削油過濾馬達	3/4HP
Machine dimensions 機械尺寸	4027x2725x2570
Machine Net Weight 機械淨重	10000kg

*All details subject to change without prior notification.

GD-1200 H/NC




MACHINE SPECIFICATION

Model 機型	GD-1500H/NC	GD-1800H/NC	GD-2200H/NC	GD-2500H/NC
Working Range 加工範圍				
Hole Dia. 鑽孔直徑	Ø3-Ø32			
Max. Depth 鑽孔最大深度	1500mm			
Work table area 工作台面積	1200x1700mm	1200x2000mm	1200x2400mm	1200x2700mm
T-slots T型槽(寬x個x距)	22x6x300	22x7x300	22x8x300	22x9x300
Max. Loading capacity 工作台最大載重	7000kg	10000kg	15000kg	15000kg
Travel 行程				
Table (L/R) 工作台 左、右(X axis X軸)	1500mm	1800mm	2200mm	2500mm
Spindle Up/Down 主軸上下(Y axis Y軸)	1000mm	1100mm	1200mm	1200mm
Front/Rear Feeding 輔助加工軸(Z axis Z軸)	150mm			
4 th axis (A Axis) 前後進刀(A軸)	1600mm			
X axis Ball screw for feeds X軸進給滾珠螺桿	Ø63(C3)			
Y axis Ball screw for feeds Y軸進給滾珠螺桿	Ø50(C3)			
Z axis Ball screw for feeds Z軸進給滾珠螺桿	Ø40(C3)			
A axis Ball screw for feeds A軸進給滾珠螺桿	Ø40(C3)			
Controller & Powers 控制器&動力				
Spindle Motor 主軸馬達	α 6/5.5kw AC Servo Spindle motor AC 主軸系統5.5kw(6000rpm)			
X axis Motor X軸馬達	α 30/7.0kw AC Servo AC伺服7.0kw			
Y axis Motor Y軸馬達	α 22/4.0kw AC Servo AC伺服3.5kw(with brake 附煞車)			
Z axis Motor Z軸馬達	α 22/4.0kw AC Servo Spindle motor AC伺服3.5kw			
A axis Motor A軸馬達	α 12/3.0kw AC Servo AC伺服2.0kw			
Controller system 控制器系統	發那科Fanuc三菱Mitsubishi CNC 絕對系統 Absolute System			
Rapid Traverse 押送				
Working Range 加工速度範圍	1-5000mm			
Rapid Traverse 快速押送	1-6000mm			
Other powers 其他動力				
High pressure capacity 高壓出水量	19L/min motor 馬達5HP (Max. Pressure最高壓力100kg/cm ²)			
Low pressure capacity 低壓出水量	61L/min motor 馬達7 1/2HP(Max. Pressure最高壓力15~35kg/cm ²)			
Oil cooler cooling capacity 油冷卻機冷卻能力	7500-9000 kcal/hr			
Chip conveyor motor 排屑機馬達	0.2kw			
Cutting oil percolation Motor 切削油過濾馬達	3/4HP			
Machine dimensions 機械尺寸	5500x4500x3450	5500x5200x3450	5500x6000x3450	5800x6800x3450
Machine Net Weight 機械淨重	16000kg	18000kg	20000kg	22000kg

*All details subject to change without prior notification.

GD-1500 H/NC
GD-1800 H/NC
GD-2200 H/NC
GD-2500 H/NC



MACHINE SPECIFICATION

Model 機型	GD-1200HM/NC
Working Range 加工範圍	
Hole Dia. 鑽孔孔徑	Ø3-Ø32
Max. Depth 鑽孔最大深度	1000mm
Work table area 工作台面積	800x1400mm
T-slots T型槽(寬x深x距)	18x8x160
Spindle taper 主軸錐度	BT40 / BT50 (option)
Max. Loading capacity 工作台最大載重	5000kg
Travel 行程	
Table (L/R) 工作台 左、右(X axis X軸)	1200mm
Spindle Up/Down 主軸上下(Y axis Y軸)	800mm
For Milling, Tapping, Slotting 銑、攻牙、溝槽(Z axis Z軸)	300mm
For Drilling (A Axis) 鑽孔 (A 軸)	1200mm
Controller & Powers 控制器&動力	
Spindle Motor 主軸馬達	α 6/5.5kw AC Servo Spindle motor AC主軸系統5.5kw
2th Spindle Motor 第二主軸馬達	α 6/5.5kw (35Nm)
Tapping 攻牙	M5-M16
Max. Tool Diameter 4" 最大刀具直徑	100mm
X axis Motor X軸馬達	α 22/4.0kw AC Servo AC伺服3.5kw
Y axis Motor Y軸馬達	α 22/4.0kw AC Servo AC伺服3.5kw (with brake 附煞車)
Z axis Motor Z軸馬達	α 22/4.0kw AC Servo Spindle motor AC伺服2.0kw
A axis Motor A軸馬達	α 12/3.0kw AC Servo AC伺服2.0kw
Controller System 控制器系統	發那科Fanuc三菱Mitsubishi CNC 絕對系統 Absolute System
Rapid Traverse 押送	
Working Range 加工速度範圍	1-5000mm/min
Rapid Traverse 快速押送	1-6000mm/min
Other powers 其他動力	
High pressure capacity 高壓出水量	19L/min motor 馬達 5HP (Max. Pressure 最高壓力 100kg/cm ²)
Low pressure capacity 低壓出水量	61L/min motor 馬達 7 1/2HP (Max. Pressure 最高壓力 15-35kg/cm ²)
Oil cooler cooling capacity 油冷卻機冷卻能力	7500-9000kcal/hr
Chip conveyor motor 排屑機馬達	0.2kw
Cutting oil percolation Motor 切削油過濾馬達	3/4HP
Machine dimensions 機械尺寸	4027x2725x2570
Machine Net Weight 機械淨重	10000kg
*Spindle air blast 主軸吹氣裝置	

*All details subject to change without prior notification.

GD-1200HM/NC

複合式深孔加工機
銑切削、攻牙功能

Multifunctional deep hole
drill machine.
with auxiliary milling &
tapping head.



MACHINE SPECIFICATION

Model 機型	GD-1500HM/NC	GD-1800HM/NC	GD-2200HM/NC	GD-2500HM/NC
Working Range 加工範圍				
Hole Dia. 鑽孔孔徑	Ø3-Ø32			
Max. Depth 鑽孔最大深度	1500mm			
Work table area 工作台面積	1200x1700mm	1200x2000mm	1200x2400mm	1200x2700mm
T-slots T型槽(寬x個x距)	22x6x300	22x7x300	22x8x300	22x9x300
Spindle taper 主軸錐度	BT40 / BT50 (option)			
Max. Loading capacity 工作台最大載重	7000kg	10000kg	15000kg	15000kg
Travel 行程				
Table (L/R) 工作台 左、右(X axis X軸)	1500mm	1800mm	2200mm	2500mm
Spindle Up/Down 主軸上下(Y axis Y軸)	1000mm	1100mm	1200mm	1200mm
For Milling, Tapping, Slotting 銑、攻牙、溝槽 (Z axis Z軸)	150mm			
For Drilling (A Axis) 鑽孔 (A 軸)	1600mm			
Controller & Powers 控制器&動力				
Spindle Motor 主軸馬達	α6/5.5kw AC Servo Spindle motor AC主軸系統5.5kw			
2th Spindle Motor 第二主軸馬達	5.5kw			
Tapping 攻牙	M5-M16			
Max. Tool Dia. 4" 最大刀具直徑	100mm			
X axis Motor X軸馬達	α 30/7.0kw AC Servo AC伺服5.5kw			
Y axis Motor Y軸馬達	α 22/4.0kw AC Servo AC伺服3.5kw (with brake 附煞車)			
Z axis Motor Z軸馬達	α 22/4.0kw AC Servo Spindle motor AC伺服2.0kw			
A axis Motor A軸馬達	α 12/3.0kw AC Servo AC伺服2.0kw			
Controller system 控制器系統	發那科Fanuc 三菱Mitsubishi CNC 絕對系統 Absolute System			
Rapid Traverse 押送				
Working Range 加工速度範圍	1-5000mm/min			
Rapid Traverse 快速押送	1-6000mm/min			
Other powers 其他動力				
High pressure capacity 高壓出水量	19L/min motor 馬達 5HP (Max. Pressure 最高壓力100kg/cm ²)			
Low pressure capacity 低壓出水量	61L/min motor 馬達 7 1/2HP (Max. Pressure 最高壓力15-35kg/cm ²)			
Oil cooler cooling capacity 油冷卻機冷卻能力	7500-9000kcal/hr			
Chip conveyor motor 排屑機馬達	0.2kw			
Cutting oil percolation Motor 切削油過濾馬達	3/4HP			
Machine dimensions 機械尺寸	5500x4500x3450	5500x5200x3450	5500x6000x3450	5800x6800x3450
Machine Net Weight 機械淨重	16000kg	18000kg	20000kg	22000kg
*Spindle air blast 主軸吹氣裝置				

*All details subject to change without prior notification.

GD-1500 HM/NC GD-1800 HM/NC GD-2200 HM/NC GD-2500 HM/NC

複合式深孔加工機 銑切削、攻牙功能

Multifunctional deep holedrill machine.
with auxiliary milling & tapping head of function



MACHINE SPECIFICATION

Model 機型	GD-2S-500	GD-2S-1000
Working Range 加工範圍		
Hole Dia. 鑽孔孔徑	4-25mm	4-25mm
Max. Depth 鑽孔最大深度	500mm	1000mm
10"Power Chuck Max. Clamping Diameter (Outer) 10"夾頭最大夾持外徑	4-180mm	4-180mm
Travel 行程		
Front/Rear Feeding 前後進刀 (Z axis Z軸)	1000mm	1500mm
Controller & Powers 控制器&動力		
Spindle Motor 主軸馬達	α6/5.5kw AC Servo Spindle motor AC伺服5.5kw	
Controller system 控制器系統	發那科Fanuc三菱Mitsubishi CNC 絕對系統 Absolute System	
Other powers 其他動力		
Pump output 切削油流量	48L/min motor 馬達 1/2HP (Max. Pressure最高壓力65kg/cm ²)	
Oil Cooler cooling capacity 油冷卻機冷卻能力	7500-9000 kcal/hr	
Chip Conveyor Motor 排屑機馬達	0.2 KW	
Tail Stock Motor 尾端傳動馬達	0.2 KW	
Paper Filter Motor 紙袋過濾機馬達	0.2 KW	
Cutting Oil Recycling Motor 切削油循環馬達	3/4HP	
Machine dimensions 機械尺寸	2100x1650x2000	2590x1650x2000
Machine Net Weight 機械淨重	2150kg	3300kg

*All details subject to change without prior notification.



GD-2S-1000 L/NC

MACHINE SPECIFICATION

Model 機型	GD-4S-1000
Working Range 加工範圍	
Hole Dia. 鑽孔孔徑	3-19mm
Max. Depth 鑽孔最大深度	1000mm
7"Power Chuck Max. Clamping Diameter (Outer) 7"夾頭最大夾持外徑	90mm
Travel 行程	
Front/Rear Feeding 前後進刀(Z axis Z軸)	1450mm
Controller & Powers 控制器&動力	
Spindle Motor 主軸馬達	α 8/7.5kw AC Servo Spindle motor AC 主軸系統5.5kw
Z axis Motor Z軸馬達	α 12/3.0kw AC Servo AC伺服2.0kw
Controller System 控制器系統	發那科Fanuc三菱Mitsubishi CNC 絕對系統 Absolute System
Other powers 其他動力	
Pump output 切削油流量	48L/min motor 馬達10HP (Max. Pressure最高壓力65kg/cm ²)
Oil Cooler Cooling capacity 油冷卻機冷卻能力	7500-9000 kcal/hr
Chip Conveyor Motor 排屑機馬達	0.2 KW
Tail Stock Motor 尾端傳動馬達	0.2 KW
Paper Filter Motor 紙袋過濾機馬達	0.2 KW
Cutting Oil Recycling Motor 切削油循環馬達	3/4HP
Machine dimensions 機械尺寸	3650x2000x2000
Machine Net Weight 機械淨重	3600kg

*All details subject to change without prior notification.



MACHINE SPECIFICATION

Model 機型	GD-2RSM-300	GD-2RSM-500
Working Range 加工範圍		
Hole Dia. 鑽孔孔徑	1.5-8mm	4-18mm
Max. Depth 鑽孔最大深度	50-250mm	200-500mm
Max. Clamping of outer Diameter 最大夾持外徑	45mm	45mm
Controller & Powers 控制器&動力		
Spindle Motor 主軸馬達	α 3/3.7kw AC Servo Spindle motor AC 伺服3.7kw	
Z axis Motor Z軸馬達	α 12/3.0kw AC Servo motor AC 伺服2.0kw	
Controller System 控制器系統	發那科Fanuc三菱Mitsubishi CNC 絕對系統 Absolute System	
Other powers 其他動力		
High pressure capacity 高壓出水量	38L/min motor 馬達 7 1/2HP (Max. Pressure最高壓力70kg/cm ²)	
Oil Cooler cooling capacity 油冷卻機冷卻能力	7500-9000 kcal/hr	
Chip Conveyor Motor 排屑機馬達	0.2 KW	
Tail Stock Motor 尾端傳動馬達	0.2 KW	
Paper Filter Motor 紙袋過濾機馬達	0.2 KW	
Cutting Oil Recycling Motor 切削油循環馬達	3/4HP	
Workpiece Rotation Motor 工作旋轉馬達	0.2KW	
Machine dimensions 機械尺寸	2100x1650x2000	
Machine Net Weight 機械淨重	2000kg	2250kg

*All details subject to change without prior notification.

GD-2RSM-500 L/NC



MACHINE SPECIFICATION

Model 機型	GD-1S-SLU-500
Working Range 加工範圍	
Hole Dia. 鑽孔孔徑	1.5-8mm
Max. Depth 鑽孔最大深度	500mm
Max. Clamping Of Outer Diameter 最大夾持外徑	60mm
Controller & Powers 控制器&動力	
Spindle Motor 主軸馬達	α 3/3.7kw AC Servo Spindle motor AC伺服3.7KW
Z axis Motor Z軸馬達	α 12/3.0kw AC Servo Spindle motor AC伺服2.0KW
Controller system 控制器系統	發那科Fanuc三菱Mitsubishi CNC 絕對系統 Absolute System
Other powers 其他動力	
High pressure capacity 高壓出水量	14L/min Motor馬達5HP(Max. Pressure最高壓力105kg/m ²)
Oil Cooler Cooling Capacity 油冷卻機冷卻能力	7500-9000kcal/hr
Chip Conveyor motor 排屑機馬達	0.2kw
Tail Stock Motor 尾端傳動馬達	0.2kw
Paper Filter Motor 紙袋過濾機馬達	0.2kw
Cutting oil percolation Motor 切削油過濾馬達	3/4HP
Workpiece Rotation Motor 工作旋轉馬達	0.2kw
Oil Tank Standard hydraulic power units Motor 油箱標準動力單元馬達	1HP
Machine dimensions 機械尺寸	2700x3000x2000
Machine Net Weight 機械淨重	2600kg
Full Splash Guard 全罩 (Option)	

*All details subject to change without prior notification.

GD-1S-SLU-500 L/NC



MACHINE SPECIFICATION

Model 機型	GD-1S-4000	GD-1S-5000	GD-1S-6000
Working Range 加工範圍			
Hole Dia. 鑽孔孔徑	Ø4-Ø32	Ø4-Ø32	Ø4-Ø32
Max. Hole Dia 最大鑽孔孔徑 (Option)	Ø15-Ø80	Ø15-Ø80	Ø15-Ø80
Max. Depth 鑽孔最大深度	4000mm	5000mm	6000mm
Scroll Chuck Size 夾頭尺寸	12"	16"	20"
Scroll Chuck - O.D. Range 夾頭外徑範圍	Ø15-Ø300	Ø30-Ø400	Ø30-Ø400
Scroll Chuck - I.D. Range 夾頭內徑範圍	Ø90-Ø290	Ø110-Ø380	Ø110-Ø380
Travel 行程			
Front/Rear Feeding 前後進刀 (Z axis Z軸)	5200mm	6500mm	7800mm
Z axis Ball screw for feeds Z軸進給滾珠螺桿	Ø55 (C3)	Ø63 (C3)	Ø63 (C3)
Controller & Powers 控制器&動力			
Spindle Motor 主軸馬達	α 6/5.5kw AC Servo Spindle motor AC 主軸系統 5.5kw		
Spindle Motor 主軸馬達 (Option)	α 8/7.5kw AC Servo Spindle motor AC 主軸系統 7.5kw		
Controller System 控制器系統	發那科 Fanuc 三菱 Mitsubishi CNC 絕對系統 Absolute System		
Broaches Speed 鑽孔速度			
Drill Speed 進給速度	1-5000mm/min		
Rapid 快速移動	1-6000mm/min		
Other powers 其他動力			
Low pressure capacity 低壓出水量	48L/min motor 馬達 7 1/2HP (max. Pressure 最高壓力 65kg/cm ²)		
Oil Cooler Cooling capacity 油冷卻機冷卻能力	7500-9000 kcal/hr		
Chip Conveyor Motor 排屑機馬達	0.2kw		
Tail Stock Motor 尾端傳動馬達	0.7kw		
Paper Filter Motor 紙袋過濾機馬達	0.2kw		
Cutting oil percolation motor 切削油過濾馬達	3/4 HP		
Workpiece Rotation Motor 工作旋轉馬達	0.7kw		
Machine dimensions 機械尺寸	10200x2000x2000	11800x2000x2000	13200x2000x2000
Machine Net Weight 機械淨重	10800kg	13200kg	14500kg

*All details subject to change without prior notification.

GD-1S-4000 L/NC
GD-1S-5000 L/NC
GD-1S-6000 L/NC



MACHINE SPECIFICATION

Model 機型	GD-4S-CLA-1000
Working Range 加工範圍	
Hole Dia. 鑽孔孔徑	Ø3~Ø19
Max. Depth 鑽孔最大深度	1000mm
Collet Chuck Max. Clamping Diameter 夾頭最大夾持外徑	42mm
Travel 行程	
Front/Rear Feeding 前後進刀 (Z axis Z軸)	1450mm
Left/Right Feeding 左右進刀 (X axis X軸)	500mm
X axis Ball screw for feeds X軸進給滾珠螺桿	Ø50(C3)
Z axis Ball screw for feeds Z軸進給滾珠螺桿	Ø50(C3)
Controller & Powers 控制器&動力	
Spindle Motor 主軸馬達	α 8/7.5kw AC Servo Spindle motor AC主軸系統5.5kw
X axis Motor X軸馬達	α 22/4.0 AC Servo 3.0kw
Z axis Motor Z軸馬達	α 22/4.0 AC Servo 3.0kw
Controller System 控制器系統	發那科Fanuc三菱Mitsubishi CNC 絕對系統 Absolute System
Broaches Speed 鑽孔速度	
Drill Speed 進給速度	1~5000mm/min
Rapid 快速移動	1~6000mm/min
Other powers 其他動力	
Low pressure capacity 低壓出水量	61L/min motor 馬達10HP (max. Pressure最高壓力65kg/cm ²)
Oil Cooler Cooling capacity 油冷卻機冷卻能力	7500~9000kcal/hr
Chip Conveyor Motor 排屑機馬達	0.2kw
Paper Filter Motor 紙袋過濾機馬達	0.2kw
Cutting oil percolation Motor 切削油過濾馬達	3/4HP
Workpiece Rotation Motor 工作旋轉馬達	0.4kw
Oil Tank Standard hydraulic power units Motor 油箱標準動力單元馬達	2HP
Machine dimensions 機械尺寸	4420x2000x2000
Machine Net Weight 機械淨重	4600kg

*All details subject to change without prior notification.

GD-4S-CLA-1000 L/NC

自動送料深孔加工機

Automatic deep hole drilling machine
with auto loading & unloading device




MACHINE SPECIFICATION

Model 機型	GD-4S-CL-1000
Working Range 加工範圍	
Hole Dia. 鑽孔孔徑	Ø3-Ø19
Max. Depth 鑽孔最大深度	1000mm
Collet Chuck Max. Clamping Diameter 夾頭最大夾持外徑	42mm
Travel 行程	
Front/Rear Feeding 前後進刀(Z axis Z軸)	1450mm
Z axis Ball screw for feeds Z軸進給滾珠螺桿	Ø40(C3)
Controller & Powers 控制器&動力	
Spindle Motor 主軸馬達	α8/7.5kw AC Servo Spindle motor AC主軸系統5.5kw
Controller System 控制器系統	發那科Fanuc三菱Mitsubishi CNC 絕對系統 Absolute System
Broaches Speed 鑽孔速度	
Drill Speed 進給速度	1~5000mm/min
Rapid 快速移動	1~6000mm/min
Other powers 其他動力	
Low pressure capacity 低壓出水量	48L/min motor 馬達10HP (max. Pressure最高壓力65kg/cm ²)
Oil Cooler Cooling capacity 油冷卻機冷卻能力	7500~9000kcal/hr
Chip Conveyor Motor 排屑機馬達	0.2kw
Paper Filter Motor 紙袋過濾機馬達	0.4kw
Cutting oil percolation motor 切削油過濾馬達	0.2kw
Workpiece Rotation Motor 工作旋轉馬達	3/4HP
Oil Tank Standard hydraulic power units Motor 油箱標準動力單元馬達	0.4kw
Machine dimensions 機械尺寸	0.4kw
Machine Net Weight 機械淨重	3650x2000x2000 4000kg

*All details subject to change without prior notification.


GD-4S-CL-1000 L/NC



MACHINE SPECIFICATION

Model 機型	BTA-2000	BTA-3000	BTA-4000	BTA-5000	BTA-6000
Working Range 加工範圍					
Hole Dia. 鑽孔孔徑	Ø30-Ø90	Ø30-Ø120	Ø30-Ø160	Ø30-Ø200	Ø30-Ø200
Max. Depth 鑽孔最大深度	2000mm	3000mm	4000mm	5000mm	6000mm
Controller & Powers 控制器&動力					
Spindle Motor 主軸馬達	25kw	40kw	50kw	63kw	63kw
Z axis Motor Z軸馬達	3.5KW	3.5KW	5.5KW	5.5KW	5.5KW
Controller System 控制器系統	發那科Fanuc三菱Mitsubishi CNC 絕對系統 Absolute System				
Max. spindle speed 主軸最高轉速	150~1800rpm	150~1800rpm	100~1200rpm	100~1200rpm	100~1200rpm
Speed 鑽孔速度					
Drill Speed 進給速度			1~200mm/min		
Rapid 快速移動			3000mm/min		
Z axis Ball screw for feeds Z軸進給滾珠螺桿	Ø63 (C3)	Ø63 (C3)	Ø80 (C3)	Ø80 (C3)	Ø80 (C3)
Swing over bed 床面最大旋徑			600mm		
Workpiece Rotation Motor 工件旋轉馬達 (OPTIONAL ACCESSORIES)			3.5KW		
Other powers 其他動力					
Pump Flow 幫浦流量	220L/min	380L/min	530L/min	600L/min	600L/min
Max. pressure 最大壓力			25kg/cm ²		
Coolant tank 切削油桶	2000L	3000L	4500L	5000L	5000L
Machine dimensions 機械尺寸	5500x2500x2200	7200x2500x2200	11000x2500x2000	13800x2500x2200	15500x2500x2200

*All details subject to change without prior notification.



MACHINE SPECIFICATION

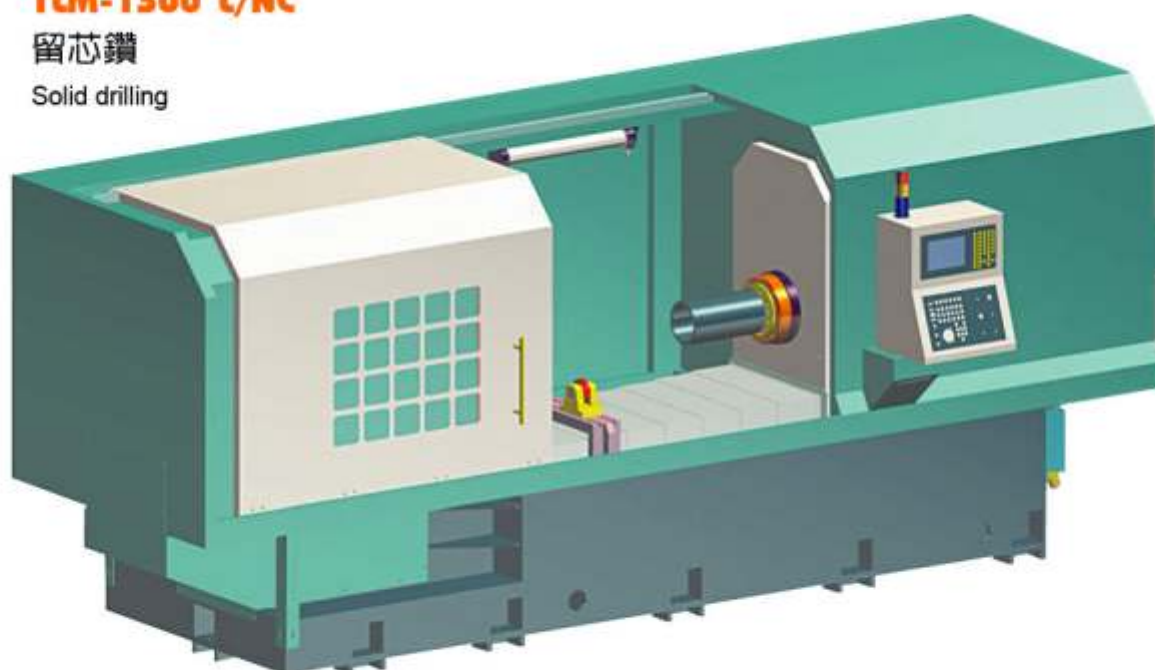
Model 機型	TLM-1300
Working Range 加工範圍	
Hole Dia. 鑽孔直徑	Ø80-Ø300
Max. Depth 鑽孔最大深度	1300mm
Spindle nose to table 主軸鼻端至工作台	1500mm
Spindle taper 主軸錐度	BT-50
Hydraulic Chuck 夾頭	20"
Swing over bed 床面最大旋徑	600mm
Controller & Powers 控制器&動力	
Spindle Motor 主軸馬達	50kw With Inverter
Z axis Motor Z軸馬達	3.5kw
Controller System 控制器系統	發那科Fanuc三菱Mitsubishi CNC 絕對系統 Absolute System
Max. spindle speed 主軸最高轉速	50~500rpm
Speed 鑽孔速度	
Drill Speed 進給速度	1~200mm/min
Rapid 快速移動	3000mm/min
Z axis Ball screw for feeds Z軸進給滾珠螺桿	Ø80(C3)
Workpiece Rotation Motor 工件旋轉馬達	5.5kw
Other powers 其他動力	
Coolant pump 冷卻馬達	12HP
Chip Conveyor Motor 排屑機馬達	1/2HP
Pump Flow 幫浦輸出	150L/min
Max. pressure 最大壓力	25kg/cm ²
Coolant tank 切削油桶	800L
Machine dimensions 機械尺寸	5310x2260x2000
Machine Net Weight 機械淨重	9500kg

*All details subject to change without prior notification.

TLM-1300 L/NC

留芯鑽

Solid drilling





Processing Example 加工範例



Heater pipe 電熱管



Colling shaft 電熱管



Ball screw 滾珠螺桿



Heating plate 加熱板



PIONEER YI ENTERPRISE CO., LTD.

No.5, Fonggong 3rd Rd., Shengang Dist., Taichung City 42942, Taiwan

TEL: +886-4-2520 8152

FAX: +886-4-2520 8157

Website: <http://www.microntec.com.tw>

E-mail: pioneer.yi@msa.hinet.net

CNC microntec

電腦深孔加工機

Deep Hole Drilling Machines



CE

GD-1200 HM/NC

All details subject to change without prior notification.